


**MAKING SENSE OF
CARBON
ACCOUNTING**

2022

THE MOST COMPLETE OVERVIEW OF CARBON
ACCOUNTING SOLUTIONS TO REDUCE THE
CARBON FOOTPRINT OF YOUR BUSINESS.





DEVELOP MINDED

We are a strategic advisory firm focused on accelerating the sustainability transformation.

Our clients are businesses, NGOs and governments that are sincere about achieving meaningful progress in tackling challenges related to the climate crisis. We support NGOs and governments with sustainability policy development & implementation and businesses with sustainability transformation strategy development, capability development and strategy execution support. Underpinning our approaches, we are conducting research and generating relevant insights on how businesses and governments can operate within planetary boundaries.

Our vision is a world where individuals, businesses and governments embrace their responsibility by transforming habits, business practices and policies for a future-proof society and a civilization thriving within the planetary boundaries.



Co-funded by the
European Union

This report is financed by EIT Food Education, an organisation supported by the EIT, a body of the European Union. EIT Food is Europe's leading food innovation initiative, working to make the food system more sustainable, healthy and trusted.

ABOUT THE AUTHORS



ROAN VAN DER SLUIS, MSC

Roan van der Sluis is a sustainability and strategy consultant.

Roan specialises in sustainability research and circularity mentoring and provides strategic advisory services that help organisations develop strategies, deploy novel approaches and grow their business. After obtaining an MSc in Economic Development and Globalisation, from the University of Groningen (cum laude), and a MSc in International Economics and Business, from Corvinus University of Budapest (magna cum laude), he started his consulting career. His care for the planet as well as a passion for innovation allowed him to take this road untraveled.



LENNAERT JONKERS

Lennaert is the founder of DevelopMinded and is focused on accelerating the sustainability transformation by developing execution-oriented strategies for tackling scope 3 challenges in a systemic way. He is also actively contributing to impact-oriented policy initiatives that make meaningful progress toward creating a modus operandi within planetary boundaries. Next to this, Lennaert is also keen on supporting deep tech companies that tackle today's most pressing social and environmental challenges. He has broad experience guiding high-growth companies on strategy execution and providing strategic advice and support for governments and corporations.

Lennaert is a DSFC Judge at NASA, a member of the expert network at the World Economic Forum, an investment committee member at EIT Urban Mobility, and is part of various advisory & evaluation boards and think tanks. He is committed to developing the execution capabilities and mindset necessary for our civilisation to thrive within our planetary boundaries.

IN SUPPORT OF THE REPORT

**BORIS VELDHUIJZEN VAN ZANTEN**

Founder & Board Member at TNW

"The "MAKING SENSE OF CARBON ACCOUNTING" report is a helpful and insightful tool for any sized company interested in reducing its carbon footprint. Although it is time for drastic measures to counter the climate crisis, many smaller steps can be taken that can have a tangible global impact. This report will help you take meaningful steps towards a sustainable future."

**DR. JOHANNA BRAUN**

Innovation, Venture & Sustainability Advisory

"The climate crisis is a major threat to life on Earth. But it also is a huge business opportunity. Companies need to fundamentally rethink value creation to seize it. This involves redesigning and reinventing products and services along the entire lifecycle. This report is a great starting point to accelerate the transition to a regenerative economy."

**DR. SHIMA BARAKAT**

Director Entrepreneurship for Sustainability Programme at University of Cambridge

"When it comes to addressing sustainability issues, there is no one size that fits all. This equally applies to climate issues, emission reduction solutions, and measurement tools. This report offers an excellent review of current tools to assess CO₂ emissions to enable businesses to choose a tool that best fits their industry, their size and their circumstances."

**DR. MAARTEN VAN DER KAMP**

Director of Education at EIT Food

"Food system transformation requires robust and relevant education and training to ensure professionals have the skills to articulate and drive impact. Effective tools are very important in that regard: they stimulate discussion and learning, and facilitate implementation in practice. This report provides such a tool as it charts out possible ways of introducing carbon accounting, and therefore prompts real action."



EXECUTIVE SUMMARY

Our current way of doing business needs to change to maintain life on this planet as we know it. Climate change is one factor that endangers our current way of life, and man-made greenhouse gases are the main driver. Businesses can make an enormous impact on preserving our planet. To do so, we need to slash emissions in half by 2030 and achieve net zero by 2050. After this, we will need to restore our carbon debt by removing more emissions than those that we produce. Businesses will play an important role, as well as their ability to develop solutions and innovations to tackle climate change.

With dozens of carbon accounting solutions, tools and platforms out there, finding the best fitting solution for your company is not an easy task. That is where this report comes in. **We provide you with a review summary and comparison overview of 17 solutions to help you choose the solution that is most suited to your needs.** After reading this report, you will have insight into each carbon management solution's most important features. You will know which industries and companies are targeted by the company and how you can get a demonstration or a trial of the solution via three easy steps, namely discovering the available solutions, identifying your organisation's needs and setting up demos to start your carbon accounting and carbon management journey.

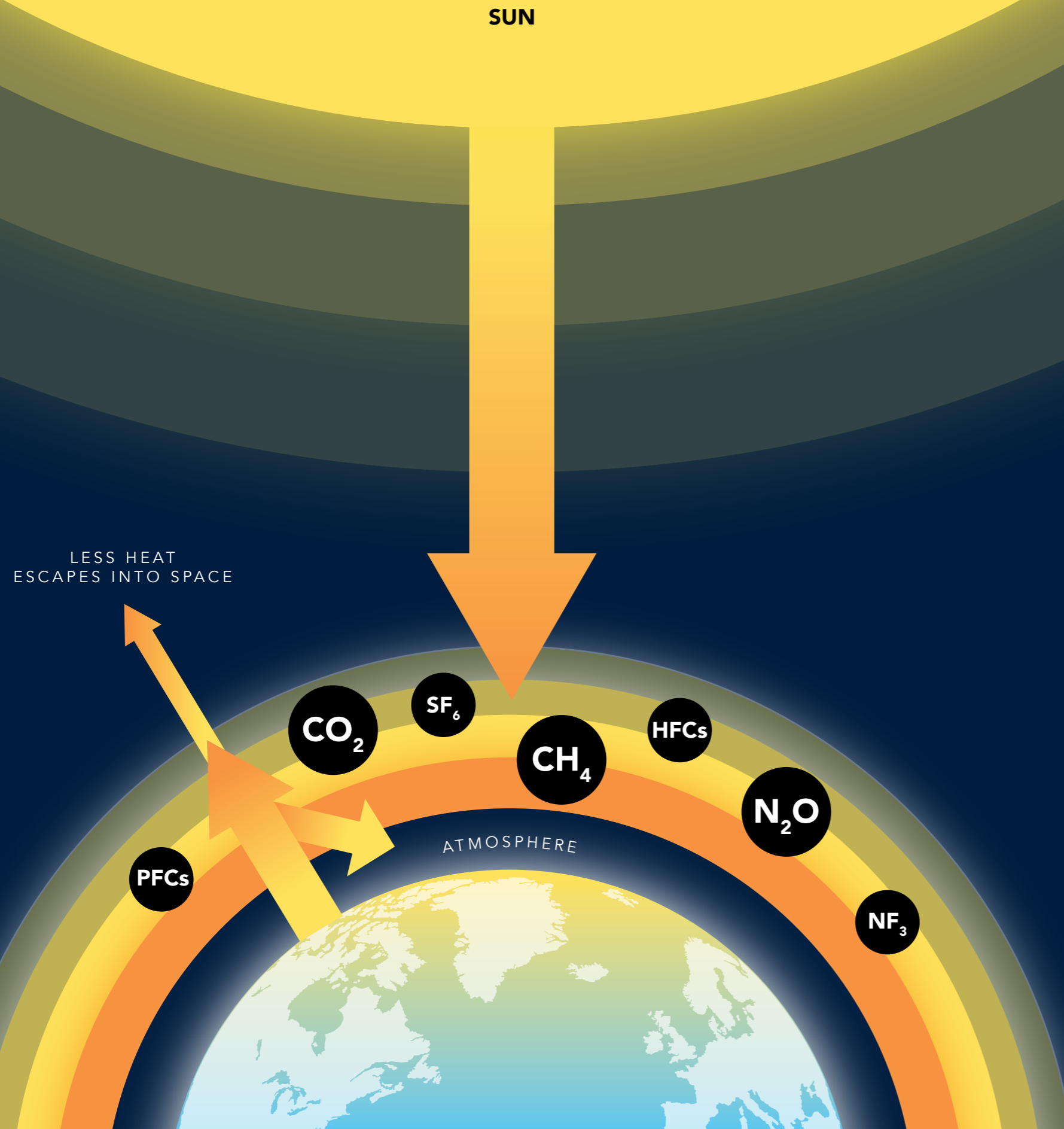
Carbon accounting gives insights into where greenhouse gases are emitted and in what quantities. It helps you identify direct (scope 1) and indirect emissions (scope 2 and 3). Knowing where your emissions come from is crucial in reducing your carbon footprint and remaining future-proof. Carbon accounting helps your company to operate within the planetary boundaries, keeping up with stakeholder demands and decreasing risks from mounting regulatory pressures. However, carbon accounting is only a means to an end, not a goal itself. The results should be used to formulate new strategies, take action and achieve emissions reduction.

The reviewed carbon accounting solutions are compared along various characteristics. The visuals allow you to quickly identify the most important elements of your business and see which solutions match this profile. In the summary section, you can read more about what the tools do and for who they are, as well as pricing information, setting up trials and demos.

If you need help getting started, you can reach out to us via contact@developminded.com or www.developminded.com

KEY CONCEPTS FOR CARBON ACCOUNTING



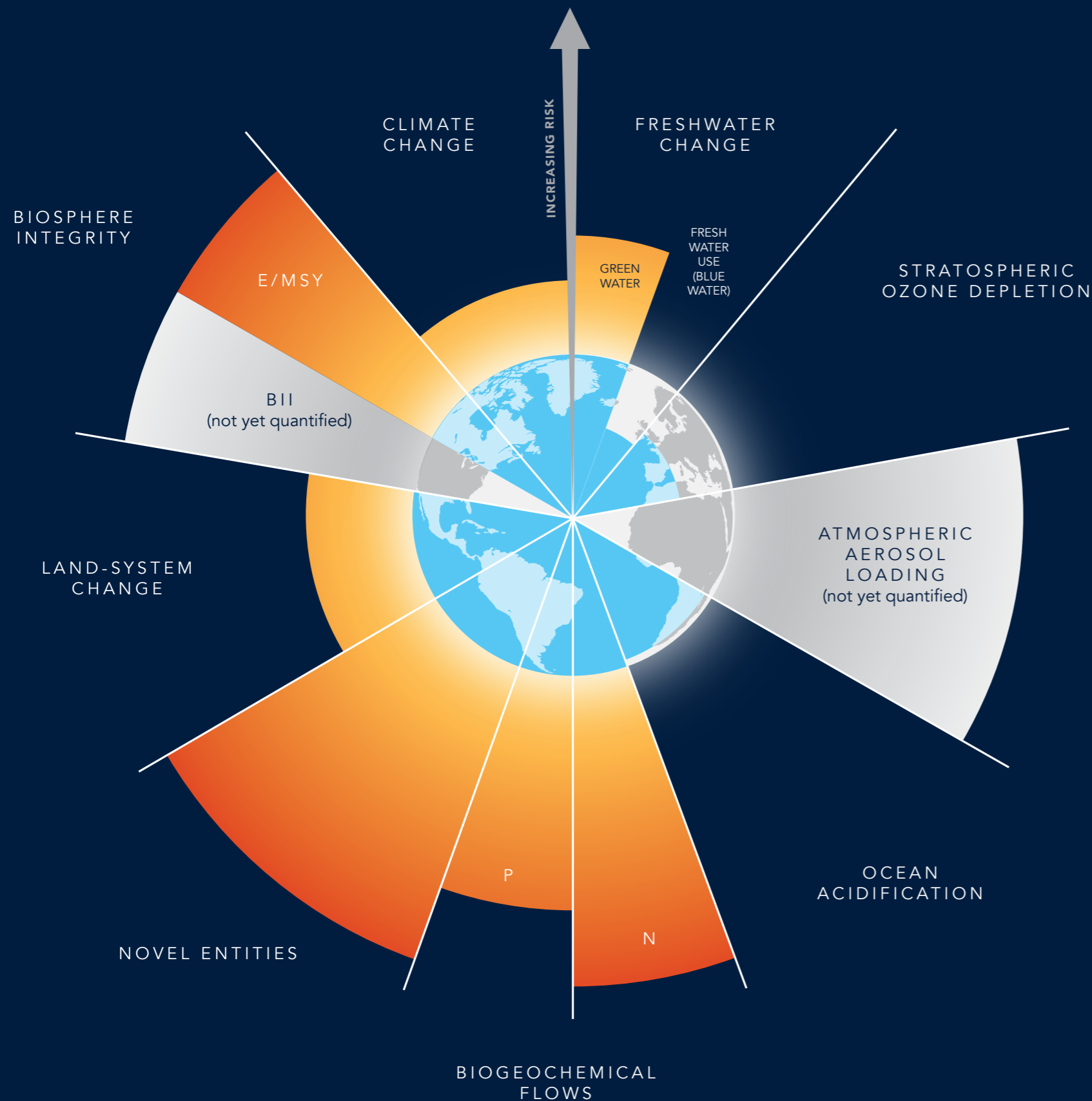


CARBON ACCOUNTING

Carbon accounting measures the greenhouse gases (such as carbon, methane, and nitrogen) your organisation, products and services emit. Greenhouse gases (GHGs) trap the sun's heat on earth, and too much of it is the cause of global warming and exacerbating the current climate crisis. Carbon accounting helps you see where your organisation's emissions come from, how to reduce them and forecast future emissions. As you can only manage what you measure, it is a vital component in your sustainability strategy and to future-proof your business.

Carbon accounting is vital for the road to net zero. Net zero emissions mean that the amount of greenhouse gas emissions is in balance with the amount of GHG emissions that are absorbed. For businesses, this means reducing emissions as close to zero as possible and offsetting emissions where emissions cannot be reduced. To avoid disaster, emissions need to be reduced by roughly 50% by 2030, according to the [IPCC](#). Businesses will play an important role; On the one hand, they are a significant source of emissions. On the other hand, the solutions and innovations developed by businesses will be essential to solving the climate crisis.

Ultimately, we will need to go beyond net zero to achieve restoration of the built-up carbon debt.



Recreated from the original from
J. Lokrantz/Azote based on Steffen et al. 2015

PLANETARY BOUNDARIES EXPLAINED

For the past 10,000 years, the Earth has had a relatively stable climate. Unfortunately, humanity and its activities have disrupted this state called the Holocene. (The planetary conditions under which our current civilisation was able to develop). Johan Rockström and Will Steffen, together with 26 leading scientists, developed the concept of so-called planetary boundaries. These planetary boundaries help us understand our planet's thresholds within which humanity can survive. Nine different categories and their respective boundaries have been identified. When one or more of these nine boundaries are crossed, the resilience and stability of Earth's systems are negatively impacted. In which case, irreversible tipping points and domino effects are triggered that take our planet out of the Holocene

To learn more about planetary boundaries, please visit the website of Stockholm Resilience Centre or watch the documentary on Netflix: "Breaking Boundaries."

Carbon emissions and carbon accounting are currently in policymakers' and businesses' spotlights. But it is only one of many parts of the sustainability transition. While carbon accounting is an essential part of future-proofing your business or organisation, there are other challenges (such as plastic waste, renewable energy, and water scarcity) that must be addressed! The sustainability transformation is multifaceted, and your organisation has to go beyond carbon accounting to become sustainable. This report focuses on carbon accounting solutions for monitoring and reducing carbon emissions.

EMISSIONS: SCOPE 1, 2 AND 3 EXPLAINED

Carbon accounting keeps track of the greenhouse gas (GHG) emissions that an organisation creates, as well as its products and services. GHG emissions are divided into three distinct categories in the leading GHG Protocol Corporate Standard, called 'scopes'. Direct emissions (scope 1) come from within an organisation. However, emissions can also come from outside an organisation! Such indirect emissions (scope 2 & 3) are caused by an organisation's activities but are not emitted under their own roof. As indirect emissions do not occur right in front of you, they are easily overlooked. However, they are a substantial contributor to your carbon footprint, and can account for [up to 90%](#) of all your emissions! All reviewed solutions include scope 1, 2, and 3 calculations.

The most substantial reduction potential lies in scope 3 emissions but also proposes the most significant challenge as these occur outside the organisation and cannot be

directly measured. Companies can make assumptions on Scope 3 Emissions which can lead to product design changes for Scope 3 Emission reduction consequently.

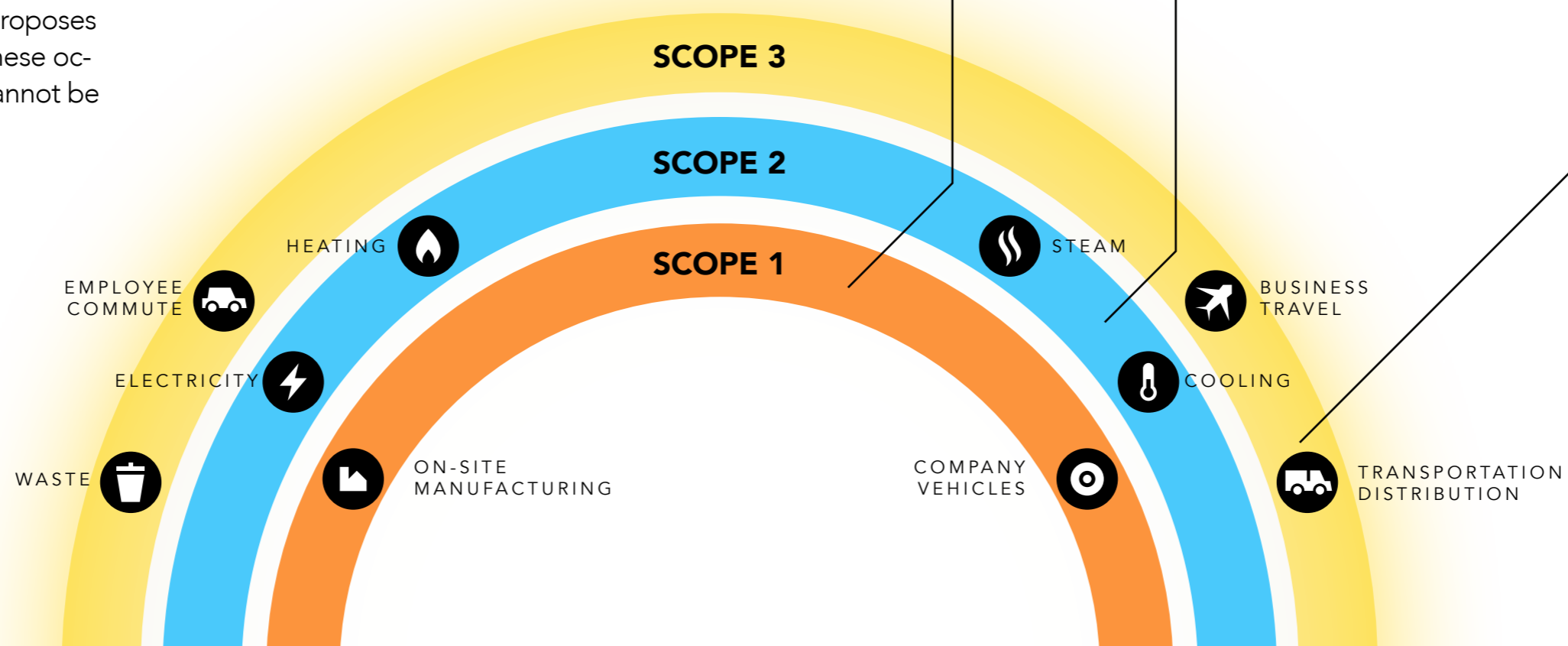
A collaborative approach is required between your company and relevant partners/stakeholders to tackle Scope 3 emissions in a systemic way. To help your company seize this opportunity, Develop-Minded has joined forces with Cambridge University and EIT FOOD to support companies with the [ACT>NOW programme](#).

Whether you are just getting started or are an experienced front-runner, carbon accounting solutions will definitely be part of the solutions used for sustainability transformation.

Scope 1 emissions are direct emissions that come from sources that are controlled or owned by an organisation. Examples of such emissions are those from company vehicles and on-site manufacturing.

Scope 2 emissions come from the use of electricity, heating, steam and cooling. These emissions are indirect because the physical emission occurs at the facility that generates these, such as at a powerplant miles away.

Scope 3 emissions are the remaining indirect emissions that are not scope 2. The [GHG Protocol defines 15 categories](#) of scope 3 emissions that occur up- and downstream in a value chain. Examples are purchased goods and services, waste disposal, employee commute, and business travel. The third scope is challenging to quantify but can account for up to 90% of a company's carbon emissions.



Why should you do carbon accounting?



OPERATE WITHIN PLANETARY BOUNDARIES

Most importantly, continuing business-as-usual is disastrous for the existence of humankind and all living beings on the planet. Greenhouse gas emissions from human activities are an [undeniable source](#) of climate change. Since the large-scale industrialisation of the mid-19th century, the amount of man-made greenhouse gas emissions has increased considerably. Since about 1950, the amount of CO₂ emitted into the atmosphere has been more than can be absorbed by our planet, [resulting in the heating of the earth](#).

To ensure the resilience and stability of earth's systems, we need to operate within the planetary boundaries. Only when doing so can we avoid irreversible damage. The next few years are critical, with emissions needing to be reduced by 45-50% by 2030 and net zero being achieved - globally - in the [early 2050s](#). Only when net zero has been achieved can global temperatures stabilise. We will need to do more than just this and ensure the restoration of the built-up carbon debt. To ensure life on earth as we know it and long-term business viability, it is crucial to operating within the planetary boundaries by making meaningful progress toward addressing Scope 1, 2 and 3 to future-proof your business.



MOUNTING REGULATORY PRESSURES

The amount of carbon-related regulation is increasing, and with it, a growing demand for reporting on emissions. The EU has set [targets and measures](#) for reducing carbon emissions. Among them is the Corporate Sustainability Reporting Directive (CSRD), which has recently been adopted. With the CSRD, all large companies are expected to report on their carbon emissions, and SMEs will likely be included. The plans of the EU go beyond GHG reporting, as auditing and validation of the results by an auditor are expected.

In the US, [reporting on greenhouse gases](#) is mandatory for large GHG emitters. Facilities that emit 25,000 metric tons of CO₂ or more must report their GHG emissions to the Environmental Protection Agency annually. Several states have their own (more demanding) legislation in place, such as [California's](#) and [Massachusetts' Global Warming Solutions Acts](#).

Regulatory pressures are mounting, far beyond the EU and US. For example, Australia introduced mandatory emissions reporting in 2007 under the National Greenhouse and Energy Reporting Scheme (NGERS). The UK introduced [the Streamlined Energy and Carbon Reporting \(SECR\)](#) in 2019. Staying ahead of the wave is a must.



LONG-TERM BUSINESS VIABILITY

Taking care of your carbon footprint and showing your dedication to sustainability makes sense from a business perspective. Your customers are becoming more aware of the impact that businesses have on the environment and demand change.

For [83% of consumers](#), it is very important to buy from a company which operates sustainably. Likewise, ethical consumerism doubled in a decade from €55bn to €117bn in the UK alone. Being a front-runner can help you make sustainability one of your competitive advantages.

A similar logic applies to your employees. For [Gen Z \(67%\) and Millennials \(64%\)](#), sustainability is a significant factor in their decision of where to work.

According to [Bloomberg](#), investors doubled the amount invested in ESG ETFs in 2021. This [report](#) shows that sustainable investments are growing rapidly, and now almost more than one-third of all professionally managed assets globally.

B2B partners are increasingly expecting an ESG strategy from their suppliers due to the fact that end consumers demand fair products. According to [Moody's](#), transparency and reporting on ESG performance can be expected to play a significant role in capital and asset access.

GETTING STARTED WITH CARBON ACCOUNTING



WHERE TO BEGIN?

Knowing that the landscape is changing, the question that remains is: How do you start? Understanding your emissions and carbon footprint is not an easy task. For most businesses, doing it on their own is impossible. It would require data on how much emissions are produced with every single input used in your organisation's supply chain. Independently estimating how much greenhouse gases are produced by your vehicle fleet and employee commute is already very difficult. Even more so for estimating the carbon footprint of the products and services that you offer. Now think about trying to quantify the emissions for all your suppliers: this is currently impossible!

That's why most companies use carbon accounting solutions to measure their carbon footprint. These carbon

solutions make sense of your data and emissions, provide more insights, and the solutions can scale endlessly and effortlessly with your organisation.

CHALLENGES TO GET STARTED

The problem is that there are a lot of different carbon accounting solutions to use. All these solutions have different strengths, offer various features, services and target different companies. However, it isn't easy to get the information you need and differentiate between these carbon accounting providers, as most websites tell the same story. Moreover, every organisation has different requirements - what works for another may not work for your company! This can make finding the right carbon accounting solution a real challenge.

FINDING THE RIGHT FIT

To find the right solution for your company, follow these three steps. First, discover the carbon accounting solutions, what they do, and for whom by reading this report. We have interviewed and compared the solutions on various aspects so that you know the most essential features and considerations. Second, determine which of these features are most important to your business. Compare your demands with what is offered and select 1-5 solutions that best fit your needs. Third, set up demo-meetings with the best matches via the links provided in this report's 'Summaries' section. In these demo-meetings, discuss these solution's fit to your organisation and any special needs and requirements you have.

**Still having trouble getting started?
Reach out to us via
contact@developminded.com.**

WHAT IS IN THIS REPORT?

















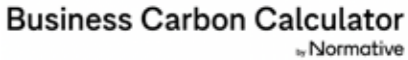
In this report, you can find a comparison of 17 carbon accounting solutions, including brief review summaries. After reading this report, you will have gained insights into the most important features each carbon management solution offers. You will know which industries and companies are targeted by the solution provider and how you can start evaluating the solution via a demo or a trial.

IMPARTIALITY

This report is impartial towards the reviewed solutions, and no financial ties exist between DevelopMinded and the solution providers.



The reviewed solutions

| | | | | | |
|--|---|---|--|---|--|
| <p>Carbmee</p>  | <p>Net0</p>  | <p>Carbon360 by VitalMetrics</p>  | <p>Co₂nnectoPro by Semtrio</p>  | <p>Emitwise</p>  | <p>Greenly</p>  |
| <p>Metrio</p>  | <p>PlanA</p>  | <p>CarbonView by Simble</p>  | <p>Normative</p>  | <p>Rio</p>  | <p>CEMA_{sys}</p>  |
| <p>FigBytes</p>  | <p>Sage Earth</p>  | <p>Tapio</p>  | <p>SAI360</p>  | <p>Business Carbon Calculator by Normative</p>  | |

General findings & remarks

This report summarises the most important features of each solution, how the tool works and for which type of company it is suitable. Before diving into the solution summaries, there are a few general observations worth mentioning to carbon accounting that are generally applicable to nearly all solutions:

AUTOMATION AND INTEGRATION

A frequent promise is that automation or AI is doing the work for you. However, automation can mean many things when it comes to carbon accounting. In most cases, automation refers to the process after collecting and entering data into the solution. Automation means that when you have entered the data and selected the correct categories, the calculations are automatically performed with the corresponding emission factors. You still have to collect and insert the data manually, so be aware of this.

In other cases, automation refers to how data is entered into the solution. Some solutions are able to automatically feed your data into the system via APIs or CSV upload and even smart meters! Does this mean that you should opt directly for these providers as you won't have to lift a finger? The answer is no. The degree of automation that can be achieved largely depends on your organisation's complexity, the quality of your data and the software you use and whether or not these are compatible

with the solution provider. If the automation of data entry is essential to you, it is crucial that you screen your own organisation and determine whether your own organisation can achieve a high degree of automation. Discuss these thoroughly with the carbon accounting solution providers to get insights into whether automation and API integration is possible and to what extent. In a few cases, automation means outsourcing the carbon accounting process to the solution provider. Here you only have to deliver the data, after which their support teams do the bulk of the work for you.

TIME TO GET UP AND RUNNING

Organisations often wonder about the time it takes to get their carbon accounting up and running. However, no clear-cut answer exists. The time needed to set the solution up and actualise it with the correct data is more dependent on the user, you, than on the selected solution. As a rule of thumb, the more complex your organisation is, the more time carbon accounting will take. Key variables are the degree of standardi-

sation of your operations, the number of locations and countries that you are active in, and the size of your company. If you have collected data for a longer time and it is well organised and structured, setting up carbon accounting is an exercise that can be done in mere days or weeks. However, when the data still has to be collected, this process can easily take 3-6 months. As such, this report is not able to provide a one-size fits all indication for the time needed to start with carbon management. Knowing what your data looks like and where it is located will help you set realistic expectations.

DIFFERENT DATA TYPES, DIFFERENT QUALITY

You can calculate your emissions in various ways. Most solutions use one or two main types, namely activity-based data and transactional data. Activity-based data, also known as use-based data, refers to the amount of resources used. Examples are litres of fuel used for transport and the amount of cubic metres of gas for heating your buildings. Transactional data, also known as financial- or spend-based data, is the amount of

money spent on resources. Think of the money spent on fuel or electricity. Transactional data can be the easiest to use, as all organisations keep financial records of money spent. However, the use of transactional data comes at a price. The accuracy of the estimated emissions is much lower for transactional data than for activity data. For example, a flight from Amsterdam to New York is approximately 6100 kilometres, and, on average, around 180 litres of jet fuel are used on such a flight ([KLM, 2019](#)). The number of kilometres flown and jet fuel used can vary due to weather conditions and the route taken, but the difference will be relatively small. But what about spend-based data? A single, direct economy ticket can cost less than €500, up to well over €2000 for a last-minute economy ticket! If emissions are estimated based on expenses, a 400% difference in price will undoubtedly impact the results!

For accurate and reliable results, use activity-based data where possible and only use transactional estimations when this is the only data available. When feasible, replace these with activity-based data when you can.

CARBON OFFSETTING

Many providers advertise carbon offsetting. In theory, you reduce GHGs in the atmosphere by financing projects that reduce, prevent or even absorb emissions. Popular projects are, for example, investing in renewable energy from solar and wind, offering more efficient cookstoves and reforestation projects for carbon sequestration. However, carbon offsetting has many shortcomings. An [EU study](#) found that an alarming 85% of the UN's Clean Development Mechanism (CDM) carbon offsets did not work!

For many polluters, carbon offsets are a way to achieve low-cost compliance with climate laws, initiatives or ambitions. However, poor quality is often the outcome. Offsetting their emissions is usually an easy win for them. They buy cheap offsets and communicate to the outside world that they are working hard on their sustainability whilst continuing to pollute at the same rate.

To achieve real and meaningful progress, we recommend relying on carbon offsets only where emissions cannot be reduced. For those offsets, it is critical to conduct rigorous due diligence to ensure that they have the intended effect. That way you protect yourself from being associated with greenwashing practices.

WHICH SOLUTION IS BEST FOR YOU?

Different organisations face different needs, and you should determine what is most important to your organisation as functionality, and use cases of the solutions vary. Below you can find the most important characteristics of the reviewed solution providers. You can compare the features they offer, the company size(s) they specialise in, and what sector(s) they serve best.

It is worth noting that nearly all solutions are stated to be sector-agnostic, meaning that companies from all industries can use them. We advise you to be critical on this matter. The general principle is that the more standardised your operations, the more solution providers will be able to serve you well. The more complex your supply chain, the more critical it becomes to match the solution provider's expertise to your sector for optimal results. In this case, ask the provider if they have such expertise and if they can back this up with business cases, case studies or reviews from companies operating in the same field. The chapter 'Comparisons' will also give you insights into support dependency, third-party auditing options, received accreditations, and price information. In the chapter 'Summaries', you will find a brief overview of each interviewed company. If you want to be able to compare them along with more aspects or get additional insights on the highlighted ones, please visit our 'Insights' page on our website.



COMPARISONS

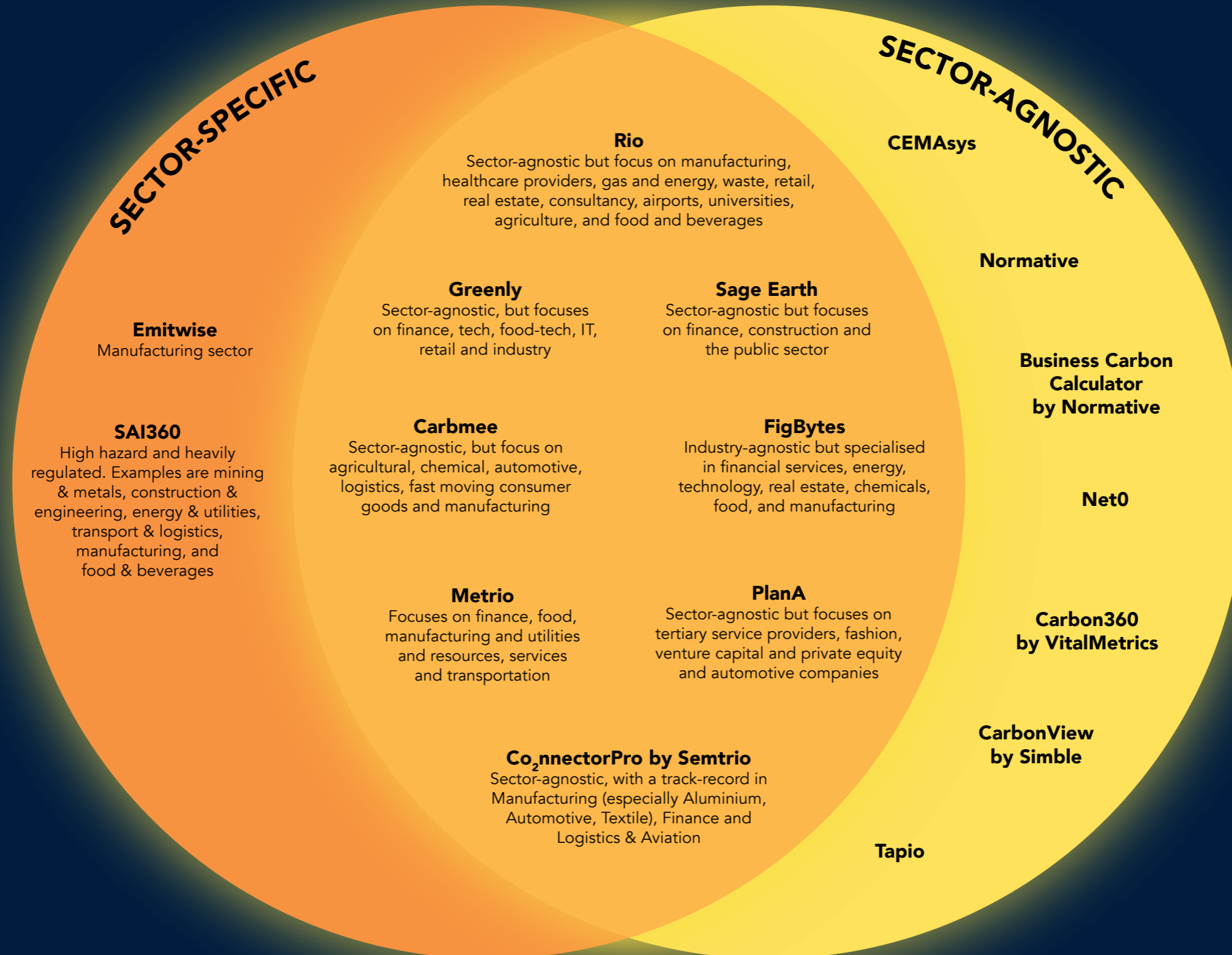
3

Features

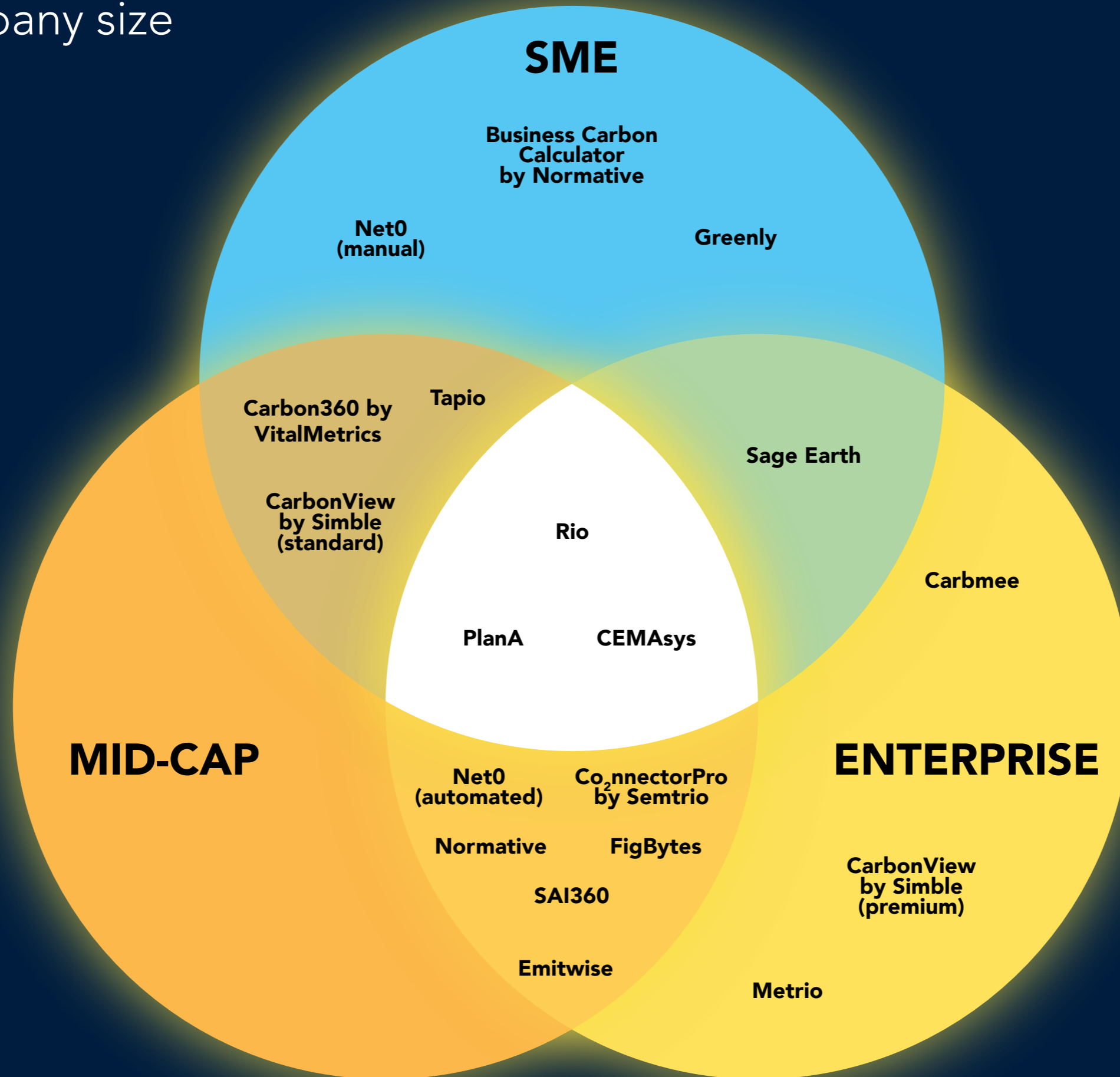
| | | | | | |
|---|---|--|--|--|---|
| <p>Carbmee</p> <ul style="list-style-type: none"> • Carbon accounting and reporting • Automated analytics • Simulations and scenario planning • Collaborating with suppliers | <p>Net0</p> <ul style="list-style-type: none"> • Carbon accounting and reporting (automated) • Carbon offsetting • User-driven action plans • Creating digital twins of supply chain to simulate changes | <p>Carbon360 by Vitalmetrics</p> <ul style="list-style-type: none"> • Automated carbon accounting and reporting • Carbon-related consultancy • Emission consultancy • Database licensing | <p>Co₂nnectorPro by Semtrio</p> <ul style="list-style-type: none"> • Carbon accounting and reporting • Carbon offsetting • Carbon optimisation • Sectoral benchmarking • Green delivery module for logistics • Supplier module for full Scope 3 calculations | <p>Emitwise</p> <ul style="list-style-type: none"> • Outsourced carbon and accounting and reporting • Emission consultancy | <p>Greenly</p> <ul style="list-style-type: none"> • Carbon accounting and reporting • Stakeholder engagement • Emission reduction action plans • Carbon offsetting • Mobile app |
| <p>Metrio</p> <ul style="list-style-type: none"> • ESG reporting • Carbon accounting and reporting • Communication module | <p>PlanA</p> <ul style="list-style-type: none"> • Carbon accounting and reporting (automated) • Decarbonisation pathways • Carbon compensation portfolio (carbon offsetting) • Consultancy features | <p>CarbonView by Simble</p> <ul style="list-style-type: none"> • Carbon accounting and reporting • Carbon offsetting • Action plans/goal setting | <p>Normative</p> <ul style="list-style-type: none"> • Carbon accounting and reporting (automated) • Carbon reduction advisory services (manual) • Carbon removal advisory services (manual) | <p>Rio</p> <ul style="list-style-type: none"> • Carbon accounting and reporting • AI-driven intelligence and insights • Engagement and learning modules • Broader add-on EHS features | <p>CEMA_{sys}</p> <ul style="list-style-type: none"> • Carbon accounting and reporting (automated) • Consultancy services (carbon reduction; carbon removal and hotspot analysis and carbon mitigation plans) • Low carbon transition plan • Carbon compensation • High degree of customisability • Part of holistic ESG solution • Action plans and goal setting |
| <p>FigBytes</p> <ul style="list-style-type: none"> • Carbon accounting and reporting • Climate accounting • Stakeholder engagement • High degree of configurability | <p>Sage Earth</p> <ul style="list-style-type: none"> • Carbon accounting • Consultancy: hotspot analysis and carbon mitigation plans | <p>Tapio</p> <ul style="list-style-type: none"> • Carbon accounting and reporting • Carbon reduction plans, target setting and scenario planning • Carbon offsetting • Engagement with a communication module and a 'lunch and learn' | <p>SAI360</p> <ul style="list-style-type: none"> • Carbon accounting and reporting • Target setting • High degree of customisability • Part of a holistic solution • Mobile app | <p>Business Carbon Calculator by Normative</p> <ul style="list-style-type: none"> • Carbon accounting | |

Sector-agnostic or sector-specific

Solutions differ in the sectors and markets that their tools can serve and where their expertise lies. If a solution is able to calculate the carbon footprint of many sectors, we rate them as 'sector-agnostic'. Some solutions are focused on the service sector, whereas other solutions have more expertise in either the manufacturing sector. We call these service-specific and manufacturing-specific, respectively.



Targeted company size



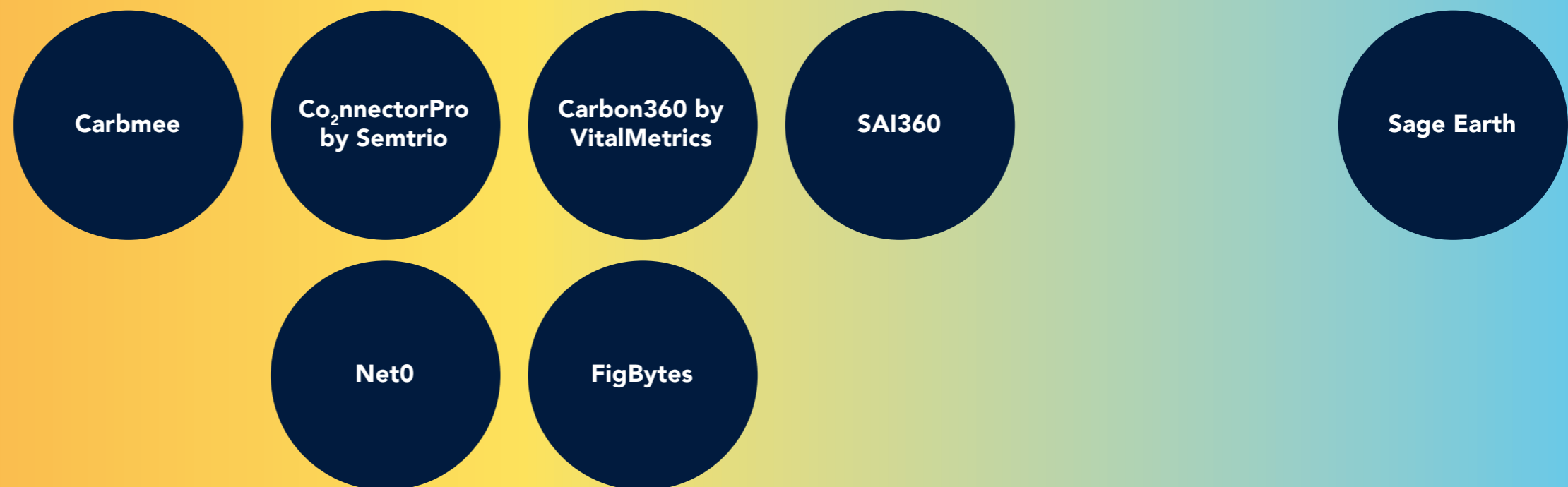
Support dependency



ONGOING DEPENDENCY

ONBOARDING & SUPPORT

INDEPENDENT



Accreditations

| NAME | ACCREDITATION(S) | |
|---|---------------------|---|
| | CDP | OTHER |
| Carbmee | | GHG -pending and GRI -pending |
| Net0 | | |
| Carbon360 by VitalMetrics | SILVER | |
| Co₂nnectoPro by Semtrio | SILVER | ISO/IEC 27001 |
| Emitwise | GOLD | |
| Greenly | SILVER | |
| Metrio | SILVER | Member of SASB |
| PlanA | | |
| CarbonView by Simble | | |
| Normative | | |
| Rio | SILVER | |
| CEMA_{sys} | SILVER | SBTi -partner and GRI |
| FigBytes | SILVER | GRI and CDP |
| Sage Earth | | |
| Tapio | | |
| SAI360 | | Verdantix GQ |
| Business Carbon Calculator | | |

Auditing options; from report based to user log-in

| NAME | REPORT-BASED | AUDITOR LOG-IN |
|---|--------------|----------------|
| Carbmee | YES | |
| Net0 | YES | YES |
| Carbon360 by VitalMetrics | YES | UPON REQUEST |
| Co₂nnectoPro by Semtrio | YES | YES |
| Emitwise | YES | |
| Greenly | YES | YES |
| Metrio | YES | YES |
| PlanA | YES | |
| CarbonView by Simble | YES | YES |
| Normative | YES | |
| Rio | YES | YES |
| CEMA_{sys} | YES | YES |
| FigBytes | YES | YES |
| Sage Earth | | |
| Tapio | YES | YES |
| SAI360 | YES | YES |
| Business Carbon Calculator | YES | |

Starting Prices

CarbonView by Simble

Starter plan at \$990
Standard plan at \$2.490
Premium plan at \$12.000

Sage Earth
£9-£199
per month

Greenly
€1.100 -
±€8.000

Co₂nnectorPro by Semtrio

Starter: \$2.400
Professional: \$4.800
Masters: \$19.200

Emitwise
€20-€50.000

Carbmee
€13.000

Net0
\$10.000/year,
up to \$50.000

Metrio
€20.000

**Carbon360 by
VitalMetrics**
\$35.000

SAI360
€35.000

Tapio
Licence only: €1.200
Licence-and-service:
€5.000

**Business
Carbon
Calculator**
(free)



FigBytes
\$50.000

PlanA
SMEs: €7.000
Mid-caps: €20.000
Enterprises: €100.000

SUMMARIES

4

Carbmee

**WHAT THEY OFFER**

Carbmee offers carbon accounting and carbon reporting, coupled with automated emission hotspot detection and suggestions where emissions can be reduced best. In their scenario planner, customers can simulate the impact of new strategies on their carbon footprint. Additionally, the 'Collaborator' helps customers with requesting and uploading emission data from their suppliers.

FOR WHO

The carbmee solution can be used by SMEs, mid-caps and enterprises, but their main customers are enterprises as their focus is on large organisations and their scope 3 emissions. It is sector-agnostic but mainly focuses on high-emission sectors with direct operations (e.g. manufacturing, automotive, agriculture, etc.).

PRICING

A licence to the carbmee solution starts at €13,000 per year and increases based on the size of the company, their requirements and the number of items that need to be calculated. Please note that only starting prices have been included, as Carbmee has not provided numerical information on price increases.

DEMO

Interested readers can request a 30-minute demonstration, and a paid trial can be offered.

ACCREDITATION:

GHG - pending
GRI - pending

WANT TO KNOW MORE?

i If you want to know more about carbmee, please visit <https://www.carbmee.com/>.

Net0

**WHAT THEY OFFER**

The Net0 solution offers carbon accounting and reporting, simulation, offsetting and consultancy. To visualise changes in carbon strategy, 'digital twins' of a value chain can be created to see how it would impact their emissions. This feature goes hand-in-hand with their user-generated action plans. Here, users can create roadmaps toward a more sustainable journey by setting goals and creating tasks, subtasks and corresponding timeframes. Carbon offsetting is offered with more than 140 offsetting projects. Consultancy can be provided to assist companies in calculating their emissions. The solution is available in English, French and Italian.

FOR WHO

The Net0 solution is sector-agnostic and can serve practically all sectors. Their

manual version targets SMEs, and the automated version targets mid-caps to large enterprises.

PRICING

They offer three different plans, an essential package (manual) starting at \$11,400/year, a professional package (automated) starting at \$60,000/year and tailor-made pricing plans for companies with over 500 employees.

DEMO

A demo-meeting can be scheduled via their website, and a trial can be requested for 7-14 days.

WANT TO KNOW MORE?

i If you want to know more about Net0, please visit <https://net0.com>.

Carbon360 by VitalMetrics



WHAT THEY OFFER

Carbon360 by VitalMetrics performs carbon accounting and reporting. They also offer emission consultancy. The VitalMetrics database is also licensed independently to third parties (and is used by some solution providers in this report). Customers can choose to use the solution to include all three emission scopes (1-3), only scopes 1 and 2, or to focus solely on scope 3. Carbon360 is oriented as a carbon management solution, whereas the parent company VitalMetrics also performs research projects and performs Life Cycle Analyses (LCAs). Carbon360 is relatively small compared to other solutions, with only 12 companies using the solution and having a team of 5 employees.

FOR WHO

Carbon360 focuses on SMEs and mid-caps that are new to carbon accounting.

The solution is sector-agnostic, and data entry is mainly manual.

DEMO

Interested parties can request a demo-meeting to learn more about this solution. It's also possible to opt to trial the solution for a week prior to deciding on whether to purchase the solution or not.

PRICING

The starting price to include all three scopes is \$35,000 annually, or only scope 3 emissions for \$25,000. Please note that only starting prices have been provided.

ACCREDITATION:

CDP - silver

WANT TO KNOW MORE?

i If you want to know more about Vital360 by VitalMetrics, please visit <https://www.vitalmetrics-group.com/carbon360-demo-full>.

Co₂nnectorPro by Semtrio



WHAT THEY OFFER

Co₂nnectorPro is a solution that offers carbon accounting and reporting, with target setting and optimisation, carbon offsetting and benchmarking and sectoral analyses. Upon request, their team can develop tailor-made software solutions that are sector-specific. Via their 'Supplier Module', companies can collaborate with their suppliers to get more insight in their scope 3 supply chain emissions. Via their Green Delivery feature transportation carbon footprints can be calculated as well as a scenario analysis based on alternative transportation types.

FOR WHO

Co₂nnectorPro serves SMEs, mid-caps and enterprises, but mainly targets companies with an annual turnover of over \$1bn. The solution is sector-agnostic, with customers in manufacturing (predominantly aluminium, automotive, textile), finance, logistics and aviation.

DEMO

Interested parties can schedule a demonstration of the solution via the Co₂nnectorPro website.

PRICING

The 'starter' package starts at \$2.400 a year for scopes 1 and 2. Their 'professional' package begins at \$4.800 per year for all three scopes. The 'Masters' package, starting at \$19.200 per year, offers API integration, benchmarking and free access to Co₂nnectorPro webinars. Additional locations can be added for approximately \$240-960 per location.

ACCREDITATION:

CDP - silver
ISO/IEC 27001

WANT TO KNOW MORE?

i If you want to know more about Co₂nnectorPro, please visit <https://www.co2nnector.pro>.

Emitwise

**WHAT THEY OFFER**

Emitwise is a carbon accounting platform helping organisations measure, report and reduce their operations' carbon footprint. Customers outsource their carbon accounting and reporting to Emitwise. Clients provide the required data, after which Emitwise takes over and performs data cleaning, uploading, and performing and validating the calculations. Customers can expect a relatively light workload compared to the other evaluated solutions. In addition to Emitwise's carbon accountancy services, they also provide consultancy services. Their consultancy revolves around developing strategies and action plans to reduce emissions and decrease dependence on emission hotspots.

FOR WHO

Emitwise focuses on mid-caps and enterprises and targets the manufacturing sector.

DEMO

Interested parties can sign up for a demonstration of the solution via their website.

PRICING

Currently, most plans fall within the €20-50,000 price range, while their starting price increases based on additional features, services and the amount of consultancy requested by the client.

ACCREDITATION:

CDP - gold

WANT TO KNOW MORE?

i If you want to know more about Emitwise, please visit <https://emitwise.com>.

Greenly

**WHAT THEY OFFER**

Greenly provides carbon accounting and reporting and develops automated action plans and sustainable purchasing strategies, with their primary target being emission reduction. Greenly goes beyond measuring carbon emissions, emphasising stakeholder engagement throughout the client's company and supply chain. Another distinguishing feature of Greenly is the involvement of customer's employees via monthly online training and weekly challenges in the Greenly mobile app. Lastly, they offer carbon offsetting via more than 30 certified projects.

FOR WHO

Regarding target company size, the Greenly solution focuses on SMEs with 5-1000 employees and with a high degree of automation, offering extra supplier inclusion. The solution is sector-agnostic, but their expertise is in technology sectors. The solution can make calculations based on expense-based information as well as more granular activity-based information.

DEMO

As for a possibility of a trial, clients can request a demo-meeting where they will receive a presentation of the operation of the solution.

PRICING

Greenly provides one of the most granular pricing breakdowns of all reviewed solutions. Their starting prices, which vary per sector, range from €1100 - €6000 per year. For more details on the cost for your organisation, visit the pricing page on their website.

ACCREDITATION:

CDP - silver

WANT TO KNOW MORE?

i If you want to know more about Greenly, please visit <https://www.greenly.earth>.

Metrio



WHAT THEY OFFER

Metrio is an ESG reporting solution offering carbon accounting and reporting. A novelty of the Metrio solution is the Communication Module, where customers can build a sustainability website for their company that utilises the data from the carbon accounting module. Here, people can read about the company's sustainability performance via interactive charts on the website. The Metrio solution is available in English, French, Portuguese and Spanish.

FOR WHO

The solution can be used by companies of various sizes and sectoral backgrounds, as it is sector-agnostic. However, their main targeted customer segment is that of larger businesses with more than a thousand employees and/or a billion dollars in revenue. Most of their client base lies in the following sectors: finance, food, manufacturing, utilities & resources, services, retail, and transportation.

DEMO

Interested organisations can request a demonstration of the solution via the Metrio website.

PRICING

Prices are tailor-made and vary according to the number of users, the level of complexity, the number of APIs requested and other modular functions. Prices start at approximately €20,000 a year. Please note that only starting prices have been included.

ACCREDITATION:

CDP - silver

WANT TO KNOW MORE?

i If you want to know more about Metrio, please visit <https://www.metrio.net>.

PlanA



WHAT THEY OFFER

PlanA offers automated carbon accounting and reporting, decarbonisation pathways, carbon compensation and communication consultancy. The decarbonisation pathways help organisations reduce their carbon footprint over time. They offer a carbon compensation portfolio containing many carbon removal and avoidance projects for the emissions that cannot be avoided. PlanA also helps their clients to communicate their results and milestones by providing support with drafting the right report and white paper for the right audience and providing support with language adaptations, PR and press releases. The PlanA solution is currently available in English, French and German.

FOR WHO

PlanA is accessible to companies of all sizes, offering different tailored packages. The PlanA solution is sector-agnostic but focuses on tertiary service providers, fashion, venture capital and private equity and automotive companies.

DEMO

Interested readers can schedule a demo-meeting, and in some cases, a trial can be discussed.

PRICING

To cater the needs of various organisation sizes PlanA offers different starting prices based on organisational size. Prices for SMEs start at €7.000 with the 'essential' package, tailored for a single location. The 'pro' package, for mid-size organisations, starts at €20.000 and includes multiple locations and offers a compensation portfolio (carbon off-setting) and custom reports. For large organisations, the 'enterprise' package offers API integration and additional ESG features, on top of the 'pro' package. Prices for enterprises start at €100.000.

WANT TO KNOW MORE?

i If you want to know more about PlanA, please visit <https://plana.earth>.

CarbonView by Simble



WHAT THEY OFFER

Simble offers carbon accounting and reporting, carbon offsetting via buying and retiring carbon emission rights and carbon reduction plans with automated suggestions and action plans. Simble is one of the most mature carbon accountants, starting this service in 2009. It is offered in English, French, Spanish, and other languages on demand. Interesting is the category 'of other services and expenses, in which users can choose from a wide range of services that their organisation uses, such as legal services or insurance. Broader ESG reporting is also available, such as reporting on the UN's Global Compact multi-year strategies helping businesses to achieve the Sustainable Development Goals (SDGs) by 2030.

FOR WHO

The standard package targets SMEs and mid-caps, while the premium package is aimed at enterprises. Simble's CarbonView is sector-agnostic, showcased by its diverse customer base.

DEMO

Interested readers can get a free trial of the simplified version for a month via the CarbonView website, larger companies can schedule a demonstration of the solution via the website, and serious leads can get trial access.

PRICING

A simplified, intuitive and manual 'standard' version targets smaller organisations, costing between \$990 (1 location, <10 employees) and \$2490 a year (5 locations, <50 employees). The premium package targets large organisations with dedicated sustainability personnel, offering automation and has tailor-made pricing based on operational complexity, number of locations, and countries. To give a ballpark estimate, \$50-100 per site per month can reasonably be expected, with this package having a starting price of at least \$1000/month.

WANT TO KNOW MORE?

i If you want to know more about Simble's CarbonView, please visit <https://simblegroup.com/carbon-view/>.

Normative

Normative

WHAT THEY OFFER

Normatives offers carbon accounting and reporting, as well as advisory services for carbon reduction and carbon removal. Normative places emphasis on accurately calculating scope 3 emissions, which originate in a company's value chain. Since these emissions do not come from within a company's own walls but from its suppliers and other indirect sources, these emissions are notoriously difficult to measure. Normative draws from its database of 30 million data points to provide an initial measurement of a company's scope 3 emissions using the company's transaction data. Then, Normative can work with the company's suppliers to refine this initial measurement with activity-based data. After measuring emissions, users can then examine their emissions profile broken down into scopes through visual dashboards, and identify emissions hotspots. Clients can use Normative's

advisory services to develop carbon reduction and removal strategies.

FOR WHO

Due to their expertise and experience in scope 3 measurement, enterprises with complex value chains are their primary target. The Normative platform is sector-agnostic and can be used by firms of all sizes across many regions and industries.

DEMO

Interested parties can receive a demo of Normative's solution via their website.

PRICING

Normative did not disclose any pricing information.

WANT TO KNOW MORE?

i If you want to know more about Normative, please visit <https://normative.io>.

Rio



WHAT THEY OFFER

Rio's carbon manager offers carbon accounting and reporting, an 'intelligence' feature with a collection of information on carbon-related topics and a chatbot helping users find the answers they need. Rio engages users with a learning module with sustainability lessons, anywhere from quick lessons of 2 minutes up to 60-minute ones. The contents of bundles of lessons can be tailored to various audiences (e.g. employees, managers, boards etc.). Rio's carbon manager is part of a holistic Environment, Health and Safety (EHS) platform, and users can mix and match it with other EHS solutions of the platform. They provide the option to outsource sustainability as a service to them.

FOR WHO

The solution focuses on SMEs, mid-caps as well as enterprises. They are sector-agnostic, serving diverse customer industries, both public and private, and clients ranging from small organisations to large enterprises.

DEMO

A demonstration meeting can be booked via their website.

PRICING

Rio has not disclosed any pricing information. Rio has indicated that their pricing is "dependent on the client's position, what they are looking to achieve, what their reporting requirements are, their sector and size and so on."

ACCREDITATION:

CDP - silver

WANT TO KNOW MORE?

i If you want to know more about Rio, please visit <https://www.rio.ai/use-case/carbon-footprinting>.

CEMAsys



WHAT THEY OFFER

CEMAsys offers carbon accounting and reporting through its Carbon Footprint module. Additionally, they enable carbon accounting across all scopes through both activity and spend-based emission factors. Emphasis is placed on Scope 3, and supplier-specific emission factors can be added to ensure accurate calculations. Importing supplier data into the system can be streamlined through csv uploads or API integrations. The system further enables analysis of emission hotspots through visual dashboards and focuses on an intuitive and easy-to-use interface for independent reporting if desired. In addition, CEMAsys offers consultancy services for carbon reduction and removal as part of overall strategy development. As part of this, CEMAsys offers a Low Carbon Transition planning tool for companies to model their emission reductions across different scenarios. CEMAsys offers additional modules to cover the entire ESG field, ranging from stakeholder engagement, supply chain risk evaluation, and reporting of all other qualitative and quantitative ESG data.

FOR WHO

Their carbon module is sector-agnostic and serves companies of all sizes, with customers varying from SMEs to enterprises, ranging from the service industry to manufacturing.

DEMO

Interested readers can book an hour of free 'ESG service', functioning as a demo, on the CEMAsys website to get a demonstration of the solution. After this meeting, a solution trial can be included if both parties deem this appropriate.

PRICING

CEMAsys has not disclosed any pricing information.

ACCREDITATION:

CDP - silver
SBTi-partner
GRI

WANT TO KNOW MORE?

i If you want to know more about CEMAsys, please visit <https://portal.cemasys.com>.

FigBytes

**WHAT THEY OFFER**

FigBytes is an ESG platform with a module offering carbon accounting and reporting, strategy development and stakeholder engagement. Users can create so-called strategy maps, where they have the option to create scorecards to evaluate and monitor the organisation's progress toward achieving their set goals. As well as that, the solution offers various dashboards and functionalities that are completely configurable and tailored to customer's needs and can be integrated with other solutions such as Microsoft Teams. To further engage their target audiences, customers can get live microsites. The goals and progress can be shared with and showcased on these microsites to their stakeholders via various real-time dashboards.

FOR WHO

Their customer-size focus is on mid-cap to enterprise-level organisations with over \$1 billion in revenues. The solution is industry-agnostic and has experience in a wide variety of industries. This in-

cludes financial services, energy, technology, real estate, chemicals, food, and manufacturing.

DEMO

A demo meeting can be scheduled via their website. This can be followed by a workshop revolving around the sustainability needs of their customer. After a demo meeting, FigBytes and the customer can jointly decide what other steps are needed to get them on board.

PRICING

\$50,000 - \$150,000 depending on package selected and operational scale.

ACCREDITATION:

CDP - silver
GRI
CDP

WANT TO KNOW MORE?

i If you want to know more about FigBytes, please visit <https://figbytes.com>.

Sage Earth

**WHAT THEY OFFER**

Sage Earth offers a carbon accounting solution focused on SMEs. Enterprises use this solution with their suppliers to get primary data straight from the source. This approach results in enterprises being able to get highly accurate carbon footprints. These footprints are based directly on primary data from their own suppliers rather than relying upon less accurate estimations and averages stemming from databases. Sage Earth also offers consultancy focused on supplier onboarding, carbon hotspot analyses and carbon mitigation. Their solution bases calculations on transaction-based methodology, complemented by additional information from questionnaires and activity-based data.

FOR WHO

SMEs are the largest group of users of the platform. However, enterprises are the main customers of the solution, as they purchase the solution and onboard their supply chain to use the solution to create additional insight into their scope 3 emissions. The tool is sector-agnostic, but for enterprises, those with a relatively large share of their total carbon footprint in their scope 3 are targeted.

DEMO

Interested readers can watch demo videos of the solution on the Sage Earth website and contact their sales representatives if they have further questions.

PRICING

SMEs can choose from 5 pricing categories that depend on the organisation's turnover. The functionality of the solution does not differ between the various packages. Their 'Seed' package is offered at £9 per month for companies with between £0-500k turnover. The 'Sprout' package comes at £29 per month for companies with £500k-2m turnover. Their 'Seedling' package is priced at £89 per month for companies with between £2m-10m turnover. Sage Earth's 'Sapling' package is offered at £199 per month for companies that have between £10m-50m turnover. Their 'Oak' package targets companies with over £50m turnover and comes at tailor-made prices. With a starting price of approximately £5,000.

WANT TO KNOW MORE?

i If you want to know more, please visit <https://www.earth.sage.com>

Tapio



WHAT THEY OFFER

Tapio provides carbon accounting and reporting, carbon reduction coupled with target setting and scenario planning, and stakeholder engagement. The scenario analysis allows users to simulate changes to their carbon footprint. However, Tapio does not stop there. In the Tapio Solution Marketplace, users can write down various objectives, to which the solution automatically proposes a few options on how to get there. For example, a company wanting to cut down on employee commuting can get the suggestion 'use shared bicycles' and a link on where to rent these. These suggestions can be used in the scenario planner to see their impact on the carbon footprint. To engage stakeholders, the communication module can be used. Various reports can be made and shared, a live website can be made, and Tapio organises yearly 'lunch and learn' sessions.

FOR WHO

Tapio is sector-agnostic and can work with companies of all sizes, but their main focus lies on scale-ups with 100-300 employees.

DEMO

Interested readers can schedule a demonstration via their website.

PRICING

Two different options are available, a licence-only option or a licence-and-service option. The licence-only option starts at €1.200 per year, which can be used independently, whereas the licence-and-service option is available from €5.000 a year. These services include, among others, additional support to successfully perform carbon accounting and allows for the outsourcing of selected tasks to Tapio-experts. Tapio offers very detailed information on pricing on their website.

ACCREDITATION:

Verdantix GQ

WANT TO KNOW MORE?

i If you want to know more about Tapio, please visit <https://www.tapioview.com>.

SAI360



WHAT THEY OFFER

SAI360 offers a broad range of solutions, of which their Environment, Health, Safety and Sustainability (EHS&S) module is one. Customers can pick and match which modules are most fitting. The Metrics Management module is aimed at automating the process of collecting data and calculating emissions. With this module, users centralise the collection and management of their emission sources and define the key metrics that a company wants to measure. The 'Emissions Management' module allows users to calculate and report on emissions and understand and communicate their performance on environmental, social, and governance indicators.

FOR WHO

Regarding targeted customer size, mid-caps, with more than 250 employees and more than €180 million in turnover, are their primary target. In addition, large enterprises are also targeted. The SAI360 carbon module focuses on industries and sectors that have the label high hazard and are heavily regulated. Examples of these

industries include mining, construction & engineering, energy & utilities, transport & logistics and food & beverages.

DEMO

Interested readers can schedule a demonstration of the solution on their website. Prospective leads can work on a proof of concept of one of their locations together with the SAI360 pre-sales team to see if the solution fits their organisation.

PRICING

The pricing of the 'Emissions Management' and 'Metrics Management' modules combined - together having all features needed for carbon accounting and management - starts at €35,000 for companies with 250FTEs. Their pricing varies based on the modules selected and the number of employees of the customer.

WANT TO KNOW MORE?

i If you want to know more about SAI360, please visit <https://www.sai360.com>.

Business Carbon Calculator by Normative

Business Carbon Calculator
by Normative

WHAT THEY OFFER

The Business Carbon Calculator allows SMEs with limited resources to get accurate and detailed insights into their carbon footprint. It provides an intuitive and easy-to-use solution for businesses without the need for extensive sustainability expertise. The SME Climate Hub helps small-to-medium-sized businesses reach net zero emissions through a suite of tools and resources for emissions measurement, reduction, and reporting. Using these insights into their carbon footprint, companies can self-diagnose emissions hotspots and achieve carbon reduction. The Business Carbon Calculator allows businesses to visualise their carbon footprint and break it down. Using these insights into their carbon footprint, companies can self-diagnose emissions hotspots. These emission hotspots can then be targeted to achieve carbon reduction.

FOR WHO

It is optimised for SMEs with fewer than 50 employees and less than €10 million in revenue and is sector-agnostic.

DEMO

The Business Carbon Calculator is free and accessible to everyone via SME Climate Hub.

PRICING

The Business Carbon Calculator is free and accessible to everyone via SME Climate Hub.

WANT TO KNOW MORE?

i If you want to know more about The Business Carbon Calculator, please visit <https://businesscarboncalculator.normative.io>.



CONCLUDING REMARKS



A MEANS TO AN END

It is essential to know that carbon accounting is a means to an end and not a final goal on its own. Instead, carbon accounting is the start of a more extensive process. Carbon accounting itself is only the collection of the right data, categorising them, and giving you an insight into where your organisation stands and how it can improve. As with regular accounting, the information from carbon accounting should be used for new strategies, to take concrete action and to achieve results. Carbon accounting will allow you to see your emission hotspots, to know where your emission reduction efforts will have the most significant impact and where actions are required most. After carbon accounting, it is up to you to act on it. Only when you know what you are doing via a data-driven approach can you be empowered to accelerate your sustainability transformation and optimise your value chain and operations.

AVOIDING THE CARBON TUNNEL VISION

It is important to note that carbon accounting is not the only sustainability action that matters. The climate crisis, unfortunately, marks only one of several planetary boundaries we have exceeded. Many other things are threatening the world as we know it, such as air pollution, wastewater and solid waste pollution (amongst which is plastic pollution), to name but a few. Whilst taking steps to

reduce your impact via carbon management is of great importance, so-called 'carbon tunnel vision' should be avoided.

STAYING UP-TO-DATE

Carbon accounting is a rapidly developing and changing sector. We expect regulations, reporting frameworks and solution providers to change drastically over the years to come. We plan to publish a yearly report, update the reviewed providers, and include additional climate tech providers. Sign up [here](#) for our newsletter to ensure you have access to the most relevant reports and news updates on climate tech solutions available.

TIME TO MAKE A DIFFERENCE

This report has given you the tools and knowledge to start with carbon accounting and reduce GHG emissions. Addressing sustainability is essential for future-proofing your business and decreases the risk of the planetary boundaries reaching tipping points. Match our insights on the solutions with the requirements of your organisation to find the best fit. Schedule a demonstration meeting with the providers that best fit your needs via the provided links. Prepare yourself with a list of requirements and information about what kind of data you have and how this data should be accessed when using a carbon accounting system. These simple steps should get you started, but if you need more information or additional support, contact us via contact@developminded.com.





Copyright© 2022 DevelopMinded
Design by Aniko Bukta

